



SKI DOO G4 850 FRONT BUMPER (2017-2020)




KIT INCLUDES:
 (1) FRONT BUMPER
 (1) SKID PLATE
 (1) POLYETHYLENE SKID PLATE

HARDWARE:
 (12) SHORT RIVETS
 (2) LONG RIVETS
 (2) WASHERS
 (2) LOCK NUTS

TOOLS REQUIRED: RIVET GUN, 8MM END WRENCH OR SOCKET, 3/16" DRILL BIT




REMOVE STOCK BUMPER, REMOVE PIPE AND DISCONNECT PIPE SENSOR. ASSEMBLE ARSFX FRONT BUMPER TO SKID PLATE USING (2) SHORT RIVETS.




SLIDE BUMPER INTO POSITION AND ATTACH TO BULK HEAD USING (4) SHORT RIVETS THROUGH EXISTING HOLES FROM FACTORY BUMPER.



ATTACH PIPE SENSOR.



ATTACH BUMPER USING FACTORY BOLTS AND SUPPLIED (2) WASHERS AND (2) LOCK NUTS.



FLIP SLED ON SIDE, POSITION POLYETHYLENE SKID PLATE TO LOCATE AND DRILL OUT STOCK RIVETS. OVERLAP BUMPER SKID PLATE ON POLYETHYLENE SKID PLATE AND RIVET TO BULK HEAD USING (2) LARGE RIVETS. RIVET POLYETHYLENE SKID PLATE TO REST OF BULK HEAD USING (6) SMALL RIVETS.